



VBS SAVE THE DATE BOOKMARK INSTRUCTIONS



Cut out the diamond shape from the design printout



Flip it over so the blank side is facing up



Fold the bottom point up to the top point to make a triangle.



Fold the top point down to the horizontal center point



Fold the right point up to meet the top point




Repeat on the left side



Fold and tuck the top of those two flaps underneath and into the center of the form



Flip it over and poke a small hole at the bottom of the kite shape



Feed 2-3 strands of embroidery thread through the hole to create the kite tails (tie a knot)