

VBS 2023 PRESCHOOL BASE CONFERENCE PLAN (1½ HOURS)

Purpose Statement

This 90-minute plan is designed to train and equip VBS teachers of babies through kids who have completed Kindergarten using Lifeway's *Twists & Turns* preschool curriculum.

Needed Resources and Resource Preparation

- *VBS 2023 Preschool Starter Kit: Babies–Kindergarten* (005839258)
 - *VBS 2023 3s-Pre-K Leader Pack* (inside Starter Kit) — Prepare the following items according to the instructions printed on the item:
 - Pack Item 8: “Would You Rather? Cards”
 - Pack Item 26: “Heart Template” — Photocopy onto white cardstock.
 - *VBS 2023 Kindergarten Leader Pack* (inside Starter Kit) — Prepare the following items according to the instructions printed on the item:
 - Pack Item 10: “Review Questions”
 - Pack Item 11a: “Color Cards”
 - Pack Item 14a: “Fish Sorting Cards” — Learn the Bible Verse activity
 - Pack Item 15: “Game Cards” — Cut out cards and print information for each day found under the Babies–2s section in this outline.
 - Pack Item 21a: “Gameboard”
 - Pack Item 29: “Hop, Skip & Jump”
- *VBS 2023 Multi-Age Starter Kit: Preschool–Grade 6* (005839216)
 - *VBS 2023 Multi-Age Leader Pack* (inside Starter Kit) — Prepare “Game Spinner” (pack item 43) according to the instructions printed on the item.
- *VBS 2023 3s–Kindergarten Rotation Pack* (located inside both Starter Kits) — Prepare the following from each of the rotation guides:
 - Music: Print the Preschool Worship Rally outlines from the 3s–Kindergarten Music Rotation DVD-ROM (or digital downloads).
 - Crafts: Prepare the Free Art for each day.
 - Crafts: Prepare at least one craft for each day (in addition to craft packs).
 - Crafts: Prepare each Craft Pack craft.
 - Missions: Print the “Mission Project Letter” from the 3s–Kindergarten Missions Leader Guide.
 - Missions: Prepare a sample of the Friendship Soup jar to display.
- *VBS 2023 Bible Study Game Room Sign* (005840708)
- (2) *VBS 2023 Tablecloths* (005840698)
- *VBS 2023 Giant Inflatable Game Cube* (005841133)
- *VBS 2023 Wall Art* (005840699) or *VBS 2023 Supersized Backdrop* (005840696)
- *VBS 2023 Catching Fish Craft Pack* (005841536)
- *VBS 2023 Meeple Picture Frame Craft Pack* (005841539)
- *VBS 2023 Game Mask Craft Pack* (005841540)
- *VBS 2023 String Flags* (005840702)
- Item 1: “VBS Game Pieces” — Photocopy three copies on white cardstock. Cut out each piece. On one set of game pieces, print: *Team 1*, *Team 2*, and *Team 3* (one per piece) and attach each piece to the front of a different collapsible bin. Write one of the following “Continue the Connection” suggestions on each of the remaining game pieces: *Activity Books*, *pictures from the week*, *home visits*, *Music for Preschoolers CD*, *Family Celebration*. Place these in a gift bag.

- Colored paper — Print the numbers 1 and 2 in large font (for the “Would You Rather?” activity, Teaching Step 1) on two pieces of paper. On six other pieces, print the numbers 1-6 and slide each number into one side of the Giant Inflatable Game Cube (use during Teaching Step 4 with Team 2’s Day 2 “Play a Cooperative Game” activity). Alternatively, you may use the “Number Cube” from the *VBS 2023 Kindergarten Leader Pack* (pack item 18).
- Large construction paper — Print “Jesus Loves Everyone, Including Me” along the bottom of the paper.
- Twister® game
- 15 gift bags in 3 different colors — Print Days 1-5 on the outside of each set of matching-colored bags (1 number per bag, 5 bags per group). Place the supplies for each corresponding activity in a gift bag. Include one of each color of prepared circles in the corresponding team’s bag.
- Green, yellow, blue, and red construction paper — Cut out six 7” diameter circles from each color.

Write one of each of the following statements on a separate green circle. Place each circle (in order from top to bottom) on the green column on the Twister game board.

- *Bible Story*
- *Jesus is Holy — Peter Followed Jesus*
- *Jesus is Trustworthy — Peter Walked to Jesus on the Water*
- *Jesus is Loving — Jesus Fed the Disciples*
- *Jesus is Worth Following — Peter Spoke Boldly About Jesus*
- *Jesus is For Everyone — Peter Told Cornelius About Jesus*

On the yellow circles, print:

- *Intro Activity* (place on Twister game board)
- *Make a Match* (place in Team 2’s Day 1 gift bag)
- *Toss the Boat* (place in Team 1’s Day 2 gift bag)
- *Design Hearts and Fish* (place in Team 3’s Day 3 gift bag)
- *Hop, Skip, and Jump* (place in Team 3’s Day 4 gift bag)
- *Decorate a Heart* (place in Team 1’s Day 5 gift bag)

On the blue circles, print:

- *Group Time* (place on Twister game board)
- *Name a Game* (place in Team 1’s Day 1 gift bag)
- *Talk about the Point and Sing* (place in Team 3’s Day 2 gift bag)
- *Move to Music* (place in Team 2’s Day 3 gift bag)
- *Use Your Feet* (place in Team 1’s Day 4 gift bag)
- *Four-in-a-Row* (place in Team 2’s Day 5 gift bag)

On the red circles, print:

- *Bible Learning Activity* (place on Twister game board)
- *Play Follow the Leader* (place in Team 3’s Day 1 gift bag)
- *Play a Cooperative Game* (place in Team 2’s Day 2 gift bag)
- *Make a Beaded Fish* (place in Team 1’s Day 3 gift bag)
- *Make Coin Rubbings* (place in Team 2’s Day 4 gift bag)
- *Stamp Thankful Hands* (place in Team 3’s Day 5 gift bag)

- Supplies needed for Day 1 activities — sort into the appropriate team’s bag based on their assigned activity (see Teaching Step 4).
 - Day 1: Fishing net, timer
 - Day 2: Game parachute, carwash sponge, small items for game pieces (i.e., pom-pom, checker piece)

- Day 3: Bible, chenille stems (1 per conferee), plastic pony beads (assorted colors), scissors, CD for music, playdough, playdough tools, white cardstock, washable markers
- Day 4: White paper, unwrapped crayons, various types of coins, glue dots, painters' tape, cup or bag for game pieces
- Day 5: Various colors of construction paper, glue sticks, marker, red & yellow plates (1 colored plate for each conferee), painters tape, paint, paper plates, paint smocks, large construction paper, baby wipes
- 3 collapsible storage bins (1 per group) — Attach a Game Piece (Item 1) labeled *Team 1*, *Team 2*, or *Team 3* to the front of each bin. Place each team's leader guide and gift bags inside their team's storage bin.
- CD player or Bluetooth speaker
- TV/DVD player or screen, projector, and speakers.

Room Setup

Arrange chairs in a semi-circle. Cover the focal wall with *VBS 2023 Wall Art* or *VBS 2023 Supersized Backdrop* or your own decorations. Drape *VBS 2023 String Flags* across the doorway. Cover two display tables with *VBS 2023 Tablecloths*. Place a prepared *VBS 2023 Giant Inflatable Game Cube* next to the table. Display the contents of the *VBS 2023 Preschool* and *Multi-age Starter Kits* alongside other conference resources. Display the *3s-Kindergarten Rotation Pack* on a separate display table or on the floor on top of a *VBS 2023 Tablecloth*.

Teaching Steps

1. **Welcome and Theme Overview** (5 minutes)
 - Play "Twists & Turns" (track 1) from the music CD included in the leader packs as conferees enter the room.
 - Welcome conferees to the Bible Study Game Room. Comment: "Spin the spinner, beat the clock, skip ahead, level up, and play to win! This year kids will play their way through VBS while learning that Jesus guides them through all the twists and turns of their lives. They'll find that even when they mess up it's never 'game over.'"
 - Lead conferees to play "Would You Rather" from the *VBS 2023 3s-Pre-K Leader Guide* (instructions found on p. 10 of the guide).
 - Explain that the theme of this year's VBS is all about games. Share that throughout the week in the Bible Study Game Room, preschoolers will have the chance to play games, hear exciting Bible stories, and see how following Jesus can be a game changer.
2. **Bible Verse and Motto** (10 minutes)
 - Play the video of the Bible verse song, "Show Me Your Ways," from the Music Rotation DVD.
 - Teach the motions, then sing the song together.
 - Say: "The Bible story kids will hear on Day 1 is about fishermen who obeyed Jesus and followed His instructions. The Bible verse for the week asks God to teach us how we can follow Him."
 - Lead conferees to play "Learn the Bible Verse" (*Kindergarten Leader Guide*, p. 12).
3. **Preschool Starter Kit and Multi-Age Resources:** (10 minutes)
 - Overview the resources found in the *VBS 2023 Preschool Starter Kit*.
 - Remind conferees that each teacher in the room will need his or her own leader guide. Explain that there is the option to purchase the *VBS 2023 Preschool Starter Kit with Digital Leader Guides Add-on*. The digital add-on includes a PDF of every

leader guide in the kit (Bible study and rotations) that can be shared with a second teacher.

- Hold up the Babies–2s Leader Guide as you walk through what is found in each section of the guide:
 - Teacher Tips:
 - Sample Schedule
 - Audio Resources
 - Printable Resources
 - Safety and Security Tips
 - Hygiene and Snack Tips
 - Bible Content (teaching plans for Babies–Younger 1s and Older 1s & 2s)
 - Theme Activities and Recreation
 - Music and Movement
 - Continuing the Connection at Home and with Parents
- Hold up each of the other leader guides as you walk through what is found in the 3s–Pre-K, Kindergarten, and Multi-age Preschool leader guides:
 - Begin Play!
 - Overview
 - Schedule and Rotation Options
 - ABCs & 123s of Special Needs
 - Get to Know Your Players
 - Teacher Tips
 - Continue Play (Keep Your Eye on the Prize – Multi-age)
 - Day 1-5 Teaching Plans
 - Supplies
 - Activity-based Decorations
 - Music and Motions

4. **Bible Content** (40 minutes)

- Form 3 teams — Team 1: 3s–Pre-K; Team 2: Kindergarten; Team 3: Multi-Age.
- Give each team a collapsible storage bin containing the age-appropriate leader guide and 5 gift bags (1 for each day). The gift bag should include the materials needed for each activity.
- Instruct conferees to review the provided materials and be prepared to share their activities with the group. Be sure to include the name of the activity, section in which the activity is found (Intro Activities, Group Time, Bible Learning Activities, etc.), and the materials needed for the activity. Explain that when each group is called upon, they should place their corresponding colored circles on the Twister game board.
- **Day 1: Jesus is Holy**
 - 3s–Pre-K: “Name a Game” (Group Time, page 11)
 - Kindergarten: “Make a Match” (Intro Activity, page 10)
 - Multi-age: “Play Follow the Leader” (Bible-learning Activity, page 14)
- **Day 2: Jesus is Trustworthy**
 - 3s–Pre-K: “Toss the Boat” (Intro Activity, page 17)
 - Kindergarten: “Play a Cooperative Game” (Bible-learning Activity, page 21)
 - Multi-age: “Talk About the Point and Sing” (Group Time, page 19). Use the suggested tip on page 19.
- **Day 3: Jesus is Loving**
 - 3s–Pre-K: “Make a Beaded Fish” (Bible-learning Activity, page 27)
 - Kindergarten: “Move to Music” (Group Time, page 25)

- Multi-age: “Design Hearts & Fish” (Intro Activity, page 24)
- **Day 4: Jesus Is Worth Following**
 - 3s–Pre-K: “Use Your Feet “(Group Time, page 32)
 - Kindergarten: “Make Coin Rubbings” (Bible-learning Activity, page 34)
 - Multi-age: “Hop, Skip, and Jump” (Intro Activity, page 31)
- **Day 5: Jesus Is for Everyone**
 - 3s–Pre-K: “Decorate a Heart” (Intro Activity, page 38)
 - Kindergarten: “Four-in-a-Row” (Group Time, page 39)
 - Multi-age: “Stamp Thankful Hands” (Bible Learning Activities, page 41)

5. **Babies–2s Resources** (5 minutes)

- Explain that the Babies–2s materials has different Bible stories than the older preschoolers and kids. This is because Babies–2s focuses on foundational Bible stories. They use the same theme but have different Bible content. Their theme verse is “God loves us. Psalm 107:1”
- Overview each day’s Bible content:
 - Day One — God Made a Beautiful World
 - Based on Genesis 1:1-31
 - Today’s Point: God made everything.
 - Day Two — God Made Families
 - Based on Genesis 2:7-8; 16-24; 3:15,20; 4:1-2
 - Today’s Point: God planned for my family
 - Day Three — God Cared for Noah
 - Based on Genesis 6:9-10; 14-22; 7:1,13-19;8:1-3, 13-20
 - Today’s Point: God cares for me.
 - Day Four — Mary and Joseph Heard Good News
 - Based on Matthew 1:18-24; Luke 1:26-56
 - Today’s Point: God had a plan for Jesus
 - Day Five — Jesus Was Born
 - Based on Luke 2:1-20
 - Today’s Point: God loves me and sent Jesus.
- Explain that there are suggested Bible-learning Activities for each Bible story for both younger (babies-younger 1s) and older (older 1s- 2s) for each day. Suggest teachers choose at least one Bible-learning activity each day. Remind them that young children thrive on repetition, so plan to cycle and repeat activities throughout the day. Each time an activity comes back it will brand new again to the children!

6. **Preschool Rotations** (12 minutes)

- Show conferees the *3s–Kindergarten Rotation Pack*.
- Explain that the Rotation Pack includes a teaching plan for:
 - Level Up Music
 - Wild Card Crafts
 - Ready, Set, Rec
 - Explain that Skip Ahead Snack Rotation Recipe Cards are meant for use with 3s–Grade 6 and can be purchased separately. They are included in the Multi-age Starter Kit since that includes all ages 3s–Grade 6 but are not included in the Preschool Starter Kit. Snacks that are appropriate for preschoolers are marked on the cards with the letters *PF* for “preschool friendly.”
- Share three options for using the Rotation Pack:

- **Preschoolers Move:** Teachers move kids to each rotation site, stay with them during the activities, and lead them back to the main classroom for closing group time.
- **Teachers Move:** Teachers are enlisted to come to the room to teach the rotation activities.
- **Self-contained Classroom:** Children and teachers remain in the room for all activities. Note that ideas for rotation activities are included in the *3s–Kindergarten Rotation Pack*. If a self-contained option is used, teachers will need the rotation pack in addition to their Bible study leader guides and leader pack.
- Overview each of the rotation leader guides, highlighting key features of the rotations and their curriculum components:
 - **Level Up Music:** Show the *VBS 2023 3s–K Music Rotation Leader Guide*.
 - Explain that included in the Music Rotation Leader Guide is a DVD-ROM with instructional and demonstration videos for each of the preschool songs. Call attention to the unique redemption code on page 2 of the leader guide that allows access of files online without needing a computer disc drives.
 - Explain that “At a Glance” gives an overview of the week that includes the Bible Truth, Today’s Point, Bible Story, and songs suggested for each day.
 - Point out the motions and words for preschool songs at the back of the Music Rotation Leader Guide.
 - Mention that the Preschool Music Rotation DVD-ROM includes an outline for a Preschool Worship Rally. The rally time uses the preschool songs from the Music for Preschoolers CD and includes a brief introduction of the day’s Bible story and memory verse.
 - Show the “Preschool Worship Rally” outline. Explain that preschoolers experience the excitement of Worship Rally and understand it so much more when it is geared toward their level, uses their music, and reinforces their Point of the day.
 - **Wild Card Crafts:** Show the *VBS 2023 3s–K Crafts Rotation Leader Guide*.
 - Explain that crafts in the *3s–K Crafts Rotation Leader Guide* are designed for ages 3-Kindergarten. Some may be more appropriate for one age than another.
 - Mention that there is always at least one craft each day that relates specifically to the Bible story. All crafts provide the teacher with a “connect” paragraph to help tie it to the Bible truth. Remind conferees that no matter which craft they choose, they should be sure to share the Bible story summary and “connect” thoughts to reinforce the Bible truths being taught.
 - Mention that a “free art” suggestion is provided each day and is designed to be relatively self-directed with minimal supervision. Use these options for early finishers or an easy additional activity as needed.
 - Draw attention to the crafts on display. Encourage conferees to look at crafts before they leave.
 - **Ready, Set, Rec:** Show the *VBS 2023 3s–K Recreation Rotation Leader Cards*.
 - Explain that the Recreation Rotation cards include a game that is identified as the Bible Story Game for each day. These cards include a Story Connection. The Bible Story Game is designed to help preschoolers connect and understand the Bible story and Point for that day.
 - Show the Administrative Cards at the end. Explain that these cards include Leader Responsibilities, Kid Characteristics, Teaching Tips, and Decorating Ideas.




- **Multi-Player Missions:**
 - Show the *VBS 2023 3s–K Missions Rotation Leader Guide*.
 - Point out the DVD-ROM and explain that there is a short video segment featured each day. There are also printables on the ROM portion of the disc. If you choose, you can download all DVD items by going to my.lifeway.com/redeem and entering the unique code provided in your missions guide.
 - Explain that if they choose not to show the videos, a summary of each video is written in the leader guide so that the missionary stories can be told (rather than shown) to preschoolers if needed.
 - Days 1 and 2 feature NAMB missionaries Michael and Traci Byrd who serve in St. Louis, MO.
 - Days 3–5 feature IMB missionaries Travis and Beth Burkhalter and their family, who serve in Columbia, South America.
 - Mention that during missions rotation, kids will learn about how missionaries meet people’s basic needs while also sharing Jesus with them. The mission action project for the week is doing the same by meeting a basic need we all have—food.
 - Show the Mission Project Letter in the guide and a sample of the Friendship Soup Jar. Explain that churches may choose their own mission action project, but the leader guide will have a focus on the Friendship Soup missions project each day.

7. **Continue the Connection** (5 minutes)

- Invite a volunteer to pull one game piece (Item 1) from a bag and read it out loud. Discuss how each can be used for following up after VBS.
 - Activity Books
 - Pictures from the week
 - Home visits
 - Music for Preschoolers CD
 - Family Celebration
- If time allows, invite one or two conferees to share ideas from their own experiences.

8. **Closing** (3 minutes)

- Answer any questions or clarify any information as needed.
- Offer these final words of encouragement:
 - Be flexible. Adjust your plans to make VBS the best experience possible for you and your preschoolers.
 - Use as many hands-on activities as possible to help kids to see that following Jesus changes everything.
 - Build relationships with your kids.
 - The process is more important than the finished product!
 - Enjoy the game!
- Close by praying for these VBS leaders and the preschoolers they will teach this summer.



Item 1. VBS Game Pieces