

DESTINATION DIG®

VBS 2021

# WORSHIP RALLY GUIDE

LifeWay | VBS



# SHARING THE GOSPEL WITH KIDS

The word ***gospel*** means “good news.” It is the message about Christ, the kingdom of God, and salvation. Use the following guide to share the gospel with kids.



**GOD RULES.** The Bible tells us God created everything, including you and me, and He is in charge of everything. (Genesis 1:1; Revelation 4:11; Colossians 1:16-17)



**WE SINNED.** Since the time of Adam and Eve, everyone has chosen to disobey God. (Romans 3:23) The Bible calls this sin. Because God is holy, God cannot be around sin. Sin separates us from God and deserves God's punishment of death. (Romans 6:23)



**WE RESPOND.** We can respond to Jesus. The ABCs of Becoming a Christian is a simple tool that helps us remember how to respond when prompted by the Holy Spirit to receive the gift Jesus offers.

**ADMIT** to God that you are a sinner. The first people God created chose to sin and disobey God. Ever since then, all people have chosen to sin and disobey. (Romans 3:23)

Tell God that you messed up and you are sorry for doing your own thing, and turning away from Him through your thoughts, words, and actions.

Repent, turn away from your sin. (Acts 3:19; 1 John 1:9) Repent doesn't just mean turning from doing bad things to doing good things. It means turning from sin and even from your own good works, and turning to Jesus, trusting only in Him to save you.



**GOD PROVIDED.** God sent His Son, Jesus, the perfect solution to our sin problem, to rescue us from the punishment we deserve. It's something we, as sinners, could never earn on our own. Jesus alone saves us. (John 3:16; Ephesians 2:8-9)



**JESUS GIVES.** Jesus lived a perfect life, died on the cross for our sins, and rose again. Because Jesus gave up His life for us, we can be welcomed into God's family for eternity. This is the best gift ever! (Romans 5:8; 2 Corinthians 5:21; 1 Peter 3:18)

**CONFESS** your faith in Jesus Christ as Savior and Lord. Tell God and tell others what you believe. If Jesus is your Savior, you are trusting only in Him to save you. Jesus is also Lord, which means He is in charge. You can start following Him and doing what He says in the Bible. You are born again into a new life and look forward to being with God forever. (Romans 10:9-10,13)

**BELIEVE** that Jesus is God's Son and receive God's gift of forgiveness from sin. You must believe that only Jesus can save you, and you cannot save yourself from your sin problem—not even by praying to God, going to church, or reading your Bible. Your faith or your trust is only in Jesus and what He did for you through His life, death, and resurrection. (Acts 16:31; Acts 4:12; John 14:6; Ephesians 2:8-9)

If you sense that children are under conviction from the Holy Spirit and would like to respond to the good news, spend some time counseling and praying with them individually. If you sense that a child is not ready to pray and respond in faith and repentance, continue to prayerfully teach him about Christ during the week.

# TABLE OF CONTENTS

## ADMINISTRATIVE HELPS

- 2 WORSHIP RALLY OVERVIEW
- 3 DECORATING WORSHIP RALLY
- 4 SHARING THE GOSPEL WITH KIDS
- 6 OPPORTUNITIES FOR OFFERINGS
- 7 ORDER OF WORSHIP
- 8 PRESENTATION OF FLAGS AND BIBLE
- 9 PLEDGES OF ALLEGIANCE

## WORSHIP RALLY OUTLINES

- 10 DAY 1
- 12 DAY 2
- 14 DAY 3
- 16 DAY 4
- 18 DAY 5
- 20 INCLUDING ADDITIONAL ELEMENTS

## CLOSING RALLY OUTLINES

- 21 GENERAL INFORMATION
- 22 DAY 1
- 23 DAY 2
- 24 DAY 3
- 25 DAY 4
- 26 DAY 5

## MUSIC

- 28 "DESTINATION DIG" (THEME SONG)
- 30 "CHRISTMAS SONG IN SUMMER"
- 32 "STRONG AND MIGHTY"
- 33 "DIG IT"
- 35 "YOU ARE MY LIFE"
- 37 "IT'S TRUE"

## OTHER OUTLINES

- 39 WORSHIP RALLY AS A FAMILY EXPERIENCE
- 40 VBS CELEBRATION SKIT

### NOTE:

For full sheet music and guitar tabs, see the  
*VBS 2021 Music Book* (005827006).

### VBS 2021

Worship Rally Guide

### Candace Powell

Content Editor

### Rhonda VanCleave

Publishing Team Leader

### Jeremy Carroll

Manager, Kids Ministry Publishing

### Jana Magruder

Director, Kids Ministry

Send questions/comments to

VBS Publishing Team Leader by email to

[rhonda.vancleave@lifeway.com](mailto:rhonda.vancleave@lifeway.com)

Or by mail to

VBS Publishing Team Leader

VBS 2021 Worship Rally Guide

One LifeWay Plaza

Nashville, TN 37234

Printed in the United States of America

© Copyright 2020 LifeWay Press

Permission is granted to copy drama pages for use by the purchasing church. No part of the music may be reproduced or transmitted in any form except as may be expressly permitted in writing by the publisher. Requests for permission should be addressed in writing to:

LifeWay Press • One LifeWay Plaza • Nashville, TN 37234

ISBN: 9781087713861

Item Number: 005826493

We believe the Bible has God for its author; salvation for its end; and truth, without any mixture of error, for its matter; and that all Scripture is totally true and trustworthy.

To review LifeWay's doctrinal guideline, please visit [www.lifeway.com/doctrinalguideline](http://www.lifeway.com/doctrinalguideline).

Unless otherwise indicated, all Scripture quotations are taken from the Christian Standard Bible®, Copyright 2017 by Holman Bible Publishers. Used by permission. Christian Standard Bible® and CSB® are federally registered trademarks of Holman Bible Publishers.

Destination Dig® and any other trademarks, service marks, logos, and graphics used herein are the trademarks or registered trademarks or service marks of LifeWay. Other trademarks, service marks, graphics, and logos used in connection with this product may be the trademarks of their respective owners. You are granted no right or license with respect to any of the trademarks or service marks mentioned above or any use of such trademarks or service marks except as specifically stated within this product.

The original songs in LifeWay's VBS are created to help your congregation worship. In accordance with your church's CCLI license, VBS music may be used in Worship Rally, VBS Celebration activities, or corporate worship opportunities. Be sure to include VBS songs that are reproduced, projected, or copied in your CCLI Activity Report.

The Church Copyright License is a contractual agreement with songwriters and publishers from around the world. For an annual license fee, a church receives legal authorization to copy from over 150,000 songs for congregational use.

For more information about CCLI, visit [www.ccli.com](http://www.ccli.com).



# WORSHIP RALLY OVERVIEW

Worship Rally is designed to open and close each day of VBS. Be sure to read through this entire guide before VBS begins. Outlines for an opening rally each day are included on pages 10–19. Closing rally outlines (including games and review questions) are found on pages 22–26. Feel free to follow or modify these outlines to make them your own!

In addition to this guide, the following resources will also be needed for Worship Rally:

## VBS 2021 WORSHIP RALLY CD SET (005827035)

This set contains two CDs—one audio CD (Disc 1) and one CD-ROM (Disc 2). Disc 1 contains split-track recordings of all six VBS 2021 songs plus the instrumental version of “You Are My Life,” which is perfect for an offertory. Disc 2 includes ready-to-use PowerPoint® presentations and files for building your own Worship Rally presentations using the presentation software of your choice.

**NOTE:** All music on this CD (and the Worship Rally DVD) is protected under U.S. copyright law. VBS music may be used in Worship Rally, VBS Celebration activities, and corporate worship opportunities, but it may not be reproduced or distributed. This includes, but is not limited to, posting to online and social media channels.

## VBS 2021 WORSHIP RALLY BOOKLET (005827032)

This booklet contains the songs, pledges, VBS motto, Scripture, and even a place for kids to jot down notes.

This is a great way to help kids follow along during Worship Rally, especially if screens are not used or are difficult for kids to see. Consider providing a booklet for each child.

## VBS 2021 WORSHIP RALLY DVD SET (005827034)

This two-disc set includes everything you will need to project on a screen via DVD. Disc 1 contains five drama videos, lyric videos synced to music for all six VBS songs, instructional and performance choreography segments, music videos, a video presentation of the gospel (including the ABCs of Becoming a Christian), and a video trailer. Disc 2 features downloadable video files designed for incorporation into your church’s video presentation software.

## WORSHIP RALLY VIDEOS

This year’s daily videos take place at a summer archaeology camp, where three very different students come together for a research project. The team is assigned a mentor who uses tales of his travels to real-life archaeological sites in Israel to help them discover exciting evidence that proves biblical events were not just stories. For one skeptical student, his search for “truth” leads him straight to Jesus.

Total run times for the daily videos are listed on the DVD menu (Worship Rally DVD Set, Disc 1).

## WORSHIP RALLY SKITS


Skits are provided for both opening and closing Worship Rally each day. These skits are totally optional. Feel free to make them fit your context, and make sure to change any references to the time of day to fit the time of day for your VBS. These skits are designed to introduce/review the daily Bible truth and to allow more interaction between kids and the Worship Rally leader(s). Permission is granted to make copies of the scripts for actors.

The skits feature two characters, Sandy and Dr. Diggory, who are archaeologists on a dig site. They may be portrayed by two adults or older teens dressed in archaeologist garb. Characters may be either male or female. If it is not feasible to enlist additional people, the Worship Rally leader can easily step in and out of character as one of them.


## PRESCHOOL WORSHIP RALLY

A Preschool Worship Rally Outline is located on the Preschool Music Rotation DVD-ROM. You’ll find step-by-step plans that incorporate the preschool Bible verse, the motto, and all seven preschool songs. It’s a great way to get your preschoolers and leaders excited and energized for the day!

## AUDIO RESOURCES

The  icon is to help you quickly identify audio resources. The songs are on the *VBS 2021 Worship Rally CD Set* (005827035) or can be purchased for download from [www.lifeway.com](http://www.lifeway.com).

## MEDIA RESOURCES

The  icon in this guide is to help you quickly identify video resources. You can find the videos on the *VBS 2021 Worship Rally DVD Set* (005827034) or download the *VBS 2021 Worship Rally Digital Pack* (005828593) from [www.lifeway.com](http://www.lifeway.com).



# DECORATING WORSHIP RALLY

## HERE ARE SOME IMPORTANT QUESTIONS TO CONSIDER BEFORE DECORATING:

How elaborate should the decorations be?

What kinds of materials are needed and available?

How much money can and should I spend?

Knowing the answers to these questions allows you to design the most appropriate Worship Rally environment for your setting.

Sketch out a design first to help you visualize the set elements and work out all of the details before purchasing supplies or enlisting help. Worship Rally is a great place to go all-out, even if there will be few decorations elsewhere, as this is the main stage for all of VBS and the place every child will visit at least once a day. Let your creativity run free! Here are a few ideas to get you started. Be sure to check out *VBS 2021 Decorating Made Easy* (005826473) for more ideas and step-by-step instructions to bring the Worship Rally Dig Site to life!

## SETTING THE STAGE

Consider adding one or more of these elements to your Worship Rally area.

- Display the *VBS 2021 Super Duper Sized Backdrop* (005826468) as the focal backdrop. Secure it directly to the wall or mount to rigid insulation foam, double wall cardboard, or theatrical flats.
- Cover the floor with canvas tarps. Scatter pottery fragments on top of the tarps. Place 5-gallon buckets, brushes, and small hand tools in various locations on the stage.
- Arrange a pop-up tent to one side of the stage. Place a table underneath with various archaeological tools on top.
- Hide the *VBS 2021 Inflatable Lizard* (005829827) somewhere in the decorations, such as peeping out from behind a bucket or wrapped around one leg of the tent.



*VBS 2021 Super Duper Sized Backdrop* (005826468)



# SHARING THE GOSPEL WITH KIDS

An outline for presenting the gospel to kids as well as the ABCs of Becoming a Christian is printed on the inside front cover of this guide. Consider using the “Gospel Presentation” PowerPoint® presentation (found on Disc 2 of the Worship Rally CD Set) as a visual aid when sharing the gospel with kids. Or if you’d rather, you may show the “Gospel Presentation” video 📺 (found on Disc 1 of the DVD Set or in the digital pack).



If you sense that children are under conviction from the Holy Spirit and would like to respond to the good news, spend some time counseling and praying with them individually. If you sense that a child is not ready to pray and respond in faith and repentance, continue to prayerfully teach him or her about Christ during the week.

Providing children the opportunity to hear and respond to the gospel message as led by the Holy Spirit is the most important thing you can do during VBS! Consider setting aside a dedicated time to share the gospel during the week of VBS. The gospel will also be presented throughout the week in Bible study classes, as every single day focuses on having a relationship with Jesus. VBS leaders should follow up with kids individually on any decisions made throughout the week.

## CONSIDER THE FOLLOWING AS YOU PREPARE TO SHARE THE GOSPEL WITH KIDS:

**WHAT** ages will be present to hear the gospel presentation? You may choose to dismiss younger children before a time of focused evangelistic emphasis. Many kindergarten, first, and second graders are just beginning to ask questions about salvation. Talking with their parents, a teacher, or the pastor may be a better way to help them understand what it means to be a Christian.

**WHO** will counsel the children who make decisions and how will the counseling be handled? Counsel children individually, but with another adult or within view of another adult. Each child deserves individual attention when it comes to trusting Jesus as Savior and Lord. Enlist counselors who are familiar with children and who are comfortable leading others to Christ to assist.

**HOW** will you follow up on decisions that are made? It is very important to contact parents of children who have made decisions. Be sensitive in following up with parents of unchurched children since these parents may also be non-Christians.



## THERE IS NO SEPARATE GOSPEL FOR KIDS, BUT REMEMBER WHEN TALKING ABOUT SALVATION:

- Children often want to do whatever their friends are doing—even when they don't know exactly what's going on. This is especially true of younger children.
- Children respond to praise and may work to get praise—even when their hearts are not in what they are doing.
- Children are concrete thinkers who do not think abstractly—even though they often appear to understand and may even be able to use the “right” words.
- Children may go to great lengths to please and get the approval of adults such as their pastor or leaders.
- Children have sensitive hearts and can respond to God.

## PROVIDE A WAY FOR CHILDREN TO RESPOND TO THE GOSPEL

- Ask children to bow their heads as those who wish to come forward do so.
- Ask children to bow their heads and ask those who want to make professions of faith to raise their hands. If using this approach, let leaders know ahead of time so they can watch for hands. Talk with children afterward.
- Ask children who want to know more about becoming a Christian to stay in the worship area after you dismiss other children.
- Avoid high pressure or emotionally driven invitations. Don't promise rewards for those who make decisions, as this may lead children to make a decision that they do not yet understand.
- Provide a quiet location for counseling to take place.
- Equip leaders and counselors with effective resources such as:
  - **“Sharing the Gospel with Kids”**  
(found in the front of this and any VBS children's leader guide)
  - **“Decision Log”**  
(found on the *Administrative Guide* CD-ROM)
  - **VBS 2021 Gospel Guide**  
(005826491)
  - **VBS 2021 Devotional Bible for Kids—CSB® Edition**  
(005826892)
  - **VBS 2021 Devotional Bible for Kids—KJV Edition**  
(005826891)





# OPPORTUNITIES FOR OFFERINGS

Giving an offering is a tangible way children can honor God. An offering is also a part of corporate Christian worship. Providing a time each day for children to give an offering allows them an opportunity to actively participate in worship.

Be sensitive to the fact that unchurched children may not be familiar with the concept of giving an offering. Explain that an offering is simply a gift given to God. Intentionally communicate that VBS is provided free of charge and that the offering is not “payment” for attending. Help kids know that they are not required to bring an offering.

## **GIVING AN OFFERING IS A TANGIBLE WAY CHILDREN CAN HONOR GOD.**

Typically, churches do not use the offering to offset VBS expenses. Most churches collect a monetary offering during VBS to aid the work of missionaries who teach others about Jesus. Many churches give their missions offerings through the Cooperative Program. The millions of dollars given by children during VBS have helped missions causes in the United States and around the world. You may choose to designate VBS offerings to the Annie Armstrong Easter Offering® through the North American Mission Board or the Lottie Moon Christmas Offering® through the International Mission Board. One hundred percent of these gifts supports the work of thousands of missionaries. Other churches

use their offerings to support local missions or special missions projects such as world hunger, famine relief, or another special emphasis. Some churches collect both monetary and non-monetary offerings (like school supplies or nonperishable foods). Talk with your pastor and your church’s missions committee to decide what kind of VBS offering to collect and how the offering will be used.

## **MISSION PROJECT**

This week during the missions rotation, kids will discover that church plants, just like potted plants, need care to grow. They will collect seed packets, and decorate flowerpots to take to people on the church roll or in the community who are homebound, to assisted living centers, or to friends and neighbors as way to serve others and tell them about Jesus.

If your church chose an alternate hands-on mission project, your missions rotation leaders can provide specifics about what will be collected and how.



# ORDER OF WORSHIP

Worship Rally may begin with children marching in behind the flags and the Bible, or with the kids gathering in the worship area and sitting with their Bible study leaders. Enlist other adults or youth to sit throughout the worship area and assist with children as needed.

## ORDER OF WORSHIP #1 (20 MINUTES)

A 20-minute Worship Rally could include the following elements. (This plan does NOT include pledges or skits.)

Processional (optional)

Welcome and Motto

Song: "Destination Dig"

Scripture and Prayer

Previous Song of the Day

Offering

Worship Rally Video

Closing Comments

Song of the Day

## ORDER OF WORSHIP #2 (30 MINUTES)

A 30-minute Worship Rally could include the following elements. (This plan INCLUDES pledges and skits.)

Processional or opening song

Welcome

Pledges of Allegiance to the Flags and the Bible

Song (Theme Song or previous Song of the Day)

Skit (introducing daily Bible truth, see pp. 11–19)

Motto

Song of the Day

Scripture and Prayer

Offering

Worship Rally Video

Closing Comments

Recessional (Theme Song or Song of the Day)


**ALL AUDIO TRACKS  
ARE LOCATED  
ON DISC 1 OF THE  
WORSHIP RALLY  
CD SET OR IN THE  
WORSHIP RALLY  
DIGITAL PACK.**



# PRESENTATION OF FLAGS AND BIBLE

## THE PROCESSIONAL

### Marching with the Bible



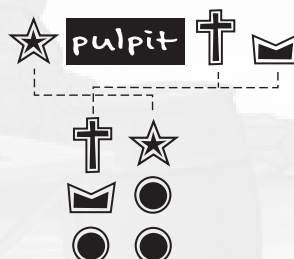
Hold Bible in attention position while marching.

### Marching with the Flag



Hold flag in salute position while marching. Never allow flag to touch ground or floor.

The United States Flag is to hold the position of prominence to the right of any other flag. Therefore, the United States Flag should always be placed to the right of the speaker.




- ★ United States Flag
- ✝ Christian Flag
- 👑 Bible
- Children and Workers

### Attention Position



### Salute Position



### Holding Bible



### Attention Position



### Salute Position



**NOTE:** Bearer moves from attention to salute position immediately when Worship Rally leader says, "Let us salute and pledge our allegiance to ..." Bearer returns to attention immediately after the pledge. Bearer does not say pledges.



# PLEDGES OF ALLEGIANCE

Many opening assemblies (not just VBS) choose to incorporate the Pledge of Allegiance as one of the first elements in the program. VBS takes it one step further by also including pledges to the Christian flag and the Bible. It is proper for the worship leader to direct the children to stand, cover their hearts with their right hands, and recite pledges first to the United States flag, then the Christian flag, and then the Bible. The leader may use the customary commands: "Attention, Salute, Pledge," when leading each pledge.

## PLEDGE TO THE UNITED STATES FLAG

I pledge allegiance to the flag  
of the United States of America,  
and to the Republic for which it stands,  
one Nation under God, indivisible,  
with liberty and justice for all.

I pledge allegiance to the Christian flag,  
and to the Savior for whose kingdom  
it stands, one brotherhood uniting all  
Christians in service and love.

## PLEDGE TO THE CHRISTIAN FLAG

## PLEDGE TO THE BIBLE

I pledge allegiance to the Bible,  
God's Holy Word, and will  
make it a lamp unto my feet,  
a light unto my path,  
and hide its words in my heart  
that I may not sin against God.



# DAY 1 TRUTH: JESUS CAME AS GOD PROMISED



**Jesus Was Born** (Isaiah 7:14;  
Micah 5:2; Matthew 1:18–2:6)

**Today's Point:**  
Jesus is the Savior God  
promised.

**Bonus Verse:**  
Isaiah 9:6a

**NOTE:** The ready-to-use Day 1 PowerPoint® presentation (Worship Rally CD Set, Disc 2 or in the digital pack) is designed to follow this suggested order of worship. Opening and Closing Rally are included in the same presentation, separated by a

"Closing Rally" slide. You may create customized presentations to match your own order of worship using the individual files provided on Disc 2.

## Step 1: Opening Song

Play "Destination Dig" 🎵 (track 1) as kids enter. Lead kids to join in singing and doing the motions. **Tip:** Instructional and performance choreography videos are located on Disc 1 of the Worship Rally DVD Set. Study these videos ahead of time so that you can use the choreography with kids during Worship Rally each day.

## Step 2: Pledges, Motto, and Scripture

Lead the kids in the pledge of allegiance to the American flag, Christian flag, and the Bible, as well as the VBS motto and Scripture. Consider inviting older kids to participate as group leaders or enlist your pastor, VBS director, or Worship Rally leader to lead the kids through this part. Alternately, Sandy and Dr. Diggory may lead this section before beginning the skit.

## Step 3: Day 1 Song

Play "Christmas Song in Summer" 🎵 (track 2). Lead kids to sing and do the motions.

## Step 4: Skit

Opening Rally skit featuring Dr. Diggory and Sandy (see p. 11).

## Step 5: Offering and Prayer

Explain what an offering is (see p. 6) and what type of offering will be collected during VBS (monetary, supplies, and so forth). Pray before receiving the offering. Play "You Are My Life (Instrumental)" 🎵 (track 7) during the offering. Slowly lower the volume to fade out the music if needed.

## Step 6: Worship Rally Video

Show the Day 1 Worship Rally video 🎥 (Disc 1 of DVD set).

## Step 7: Closing Comments & Song

Comment: "Zack is having a hard time believing that the Bible is true. But archaeological finds have proven that you can trust what's written in the Bible. You'll learn today that God promised to send Jesus hundreds of years before He was actually born. It was written. Then it came true."

Play "Destination Dig" 🎵 (track 1) as kids are dismissed.



## OPENING RALLY SKIT

*Sandy enters with a backpack looking around as if she is looking at a magnificent archaeological site. She is wearing shorts, hiking boots, and clothes suitable for hot weather.*

**Sandy:** *(Notices kids)* Oh hey! Are you here for Destination Dig®? *(Waits for response from kids)* Me too! I'm Sandy. I've wanted to be a Junior Archaeologist ever since my parents first told me about it when I was a little kid. My great uncle is the head archaeologist in charge of Destination Dig. His name is Dr. Diggory and I'm sure you'll meet him soon! One thing you need to know about Uncle Diggory is that he often asks, "Can you dig it?" It's kind of an archaeologist joke. Whenever he asks that, let's all respond with, "I can dig it!" *(Lead kids to practice that callback once or twice.)*

He'll love that! I'm so excited to finally see what cool things he does as an archaeologist and the incredible artifacts he digs up! Want to know something? *(Whispers)* I hear that he finds GIANT fossils and bones sometimes! I want to be the first person to discover the fossil of the biggest, baddest sea creature ever: *(epically)* THE LEVIATHAN! I know one has got to be buried around here somewhere. When I find it, Uncle Diggory will be so proud of me, and I'll be world famous for my discovery! But let's keep that between you and me for now. I'm going to be on the lookout!

*(Dr. Diggory walks in and sees Sandy, but he does not notice the kids yet. He is eccentric, over-the-top, and has a giant mustache. His arms are full of scrolls.)*

**Dr. Diggory:** Sandy! You made it! I hope you're ready for an epic adventure of discovery! But there are supposed to be more Junior Archaeologists arriving for Destination Dig too. I guess they haven't arrived yet. *(Looks around everywhere except toward the kids)*

**Sandy:** Umm ... Uncle Diggory ... *(points toward kids)*

**Dr. Diggory:** *(Sees kids, shouts in surprise, falls over, and sends scrolls flying everywhere.)* Well dust off my old bones, you're all here! It's so good to see you all! I'm Dr. Diggory, head archaeologist at Destination Dig. I'll be guiding you through our archaeological sites. We'll unearth exciting pieces of the past, but most exciting of all—we'll seek truth! Can you dig it?

**Sandy:** *(Lead kids to respond too)* I can dig it!

**Dr. Diggory:** *(Delighted)* I think I'm going to like you all! *(Looks around at the scrolls on the ground.)* Forgive me for this mess. *(Picks up scrolls.)*

**Sandy:** What are those?

**Dr. Diggory:** Why, these are ancient scrolls containing amazing evidence that things in the past actually happened!

**Sandy:** Like what? Like landing on the moon?

**Dr. Diggory:** Oh these things happened WAY before anyone even thought about landing on the moon! The truth we'll be uncovering goes all the way back to the times of the Bible.

**Sandy:** *(To kids; epically)* LIKE THE LEVIATHAN!

**Dr. Diggory:** What did you say?

**Sandy:** Nothing important, Uncle Diggory!

**Dr. Diggory:** In fact, artifacts like these are going to be very important as we seek truth all week. I need to return these to the ancient jars where I found them before they get damaged. You all can join me! Let's grab our gear and begin our expedition! *(To kids)* Are you ready to unearth more than just dirt?!

**Sandy and kids:** Yes!

**Dr. Diggory:** *(To kids)* Are you ready for stories from the Bible to leap off the page?!

**Sandy and kids:** Yes!

**Dr. Diggory:** *(To kids)* Are you ready to have the most fun ever?!


**Sandy and kids:** Yes!

**Dr. Diggory:** *(To kids)* Can you dig it?!

**Sandy and kids:** I can dig it!

**Dr. Diggory:** *(To kids)* Then come along! Seek truth! Find Jesus! Destination Dig awaits!

*(Both exit. Worship Rally leader enters and continues leading kids through the rest of Worship Rally.)*





# VBS 2021 WORSHIP RALLY GUIDE

This guide contains music, skits, Scriptures, prayer suggestions, decorating ideas, and more to help you lead kids through an exciting Worship Rally each day of VBS. Suggestions for traditional VBS elements such as a processional and pledges of allegiance are also included.

## ACCOMPANYING RESOURCES

*Worship Rally DVD Set*  
(005827034; ISBN 9781087720418)

*Worship Rally CD Set*  
(005827035; ISBN 9781087720425)

*Worship Rally Booklet (pkg. of 25)*  
(005827032; ISBN 9781087720395)

*Worship Rally Pack*  
(005827033; ISBN 9781087720401)

## VBS SCRIPTURE

Jeremiah 29:13

## VBS MOTTO

Seek Truth! Find Jesus!

## VBS WEBSITE

[www.lifeway.com/vbs](http://www.lifeway.com/vbs)

Religion/Christian Ministry/Children



9 781087 713861

005826493